

Project Management

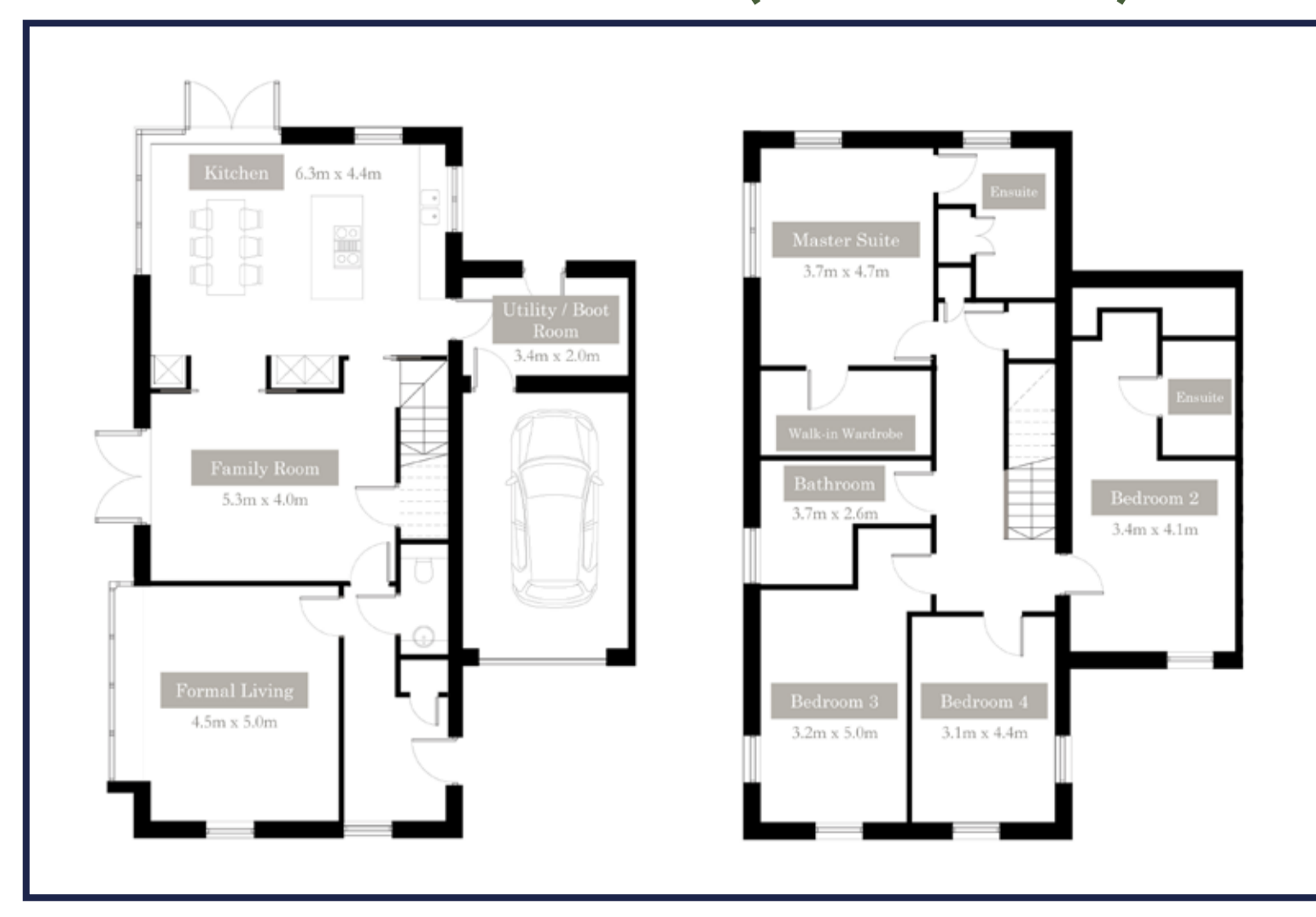
Do You Need Help From An Experienced House Builder?

Project Management

Over the last 20+ years, we have built many homes on small residential sites across Northumberland, and we have a reputation for quality and integrity.

If you are starting on a new build project, we could help you achieve the dream and take away much of the stress and the unknown, thus de-risking your project significantly.

We can help deliver the project for you in its entirety, or we can help launch your project and once you are comfortable to progress unaided then we can take a step back.



Our Expertise And Insights

Understanding Of Alternative Construction Techniques

Efficiency And Speed Of Builds

Avoidance Of Pitfalls

Dove-Tailing Every Stage

The Benefits Of Using Our Services

Budget Control

Cost Effective Solutions

Providing Cost-Saving Alternatives

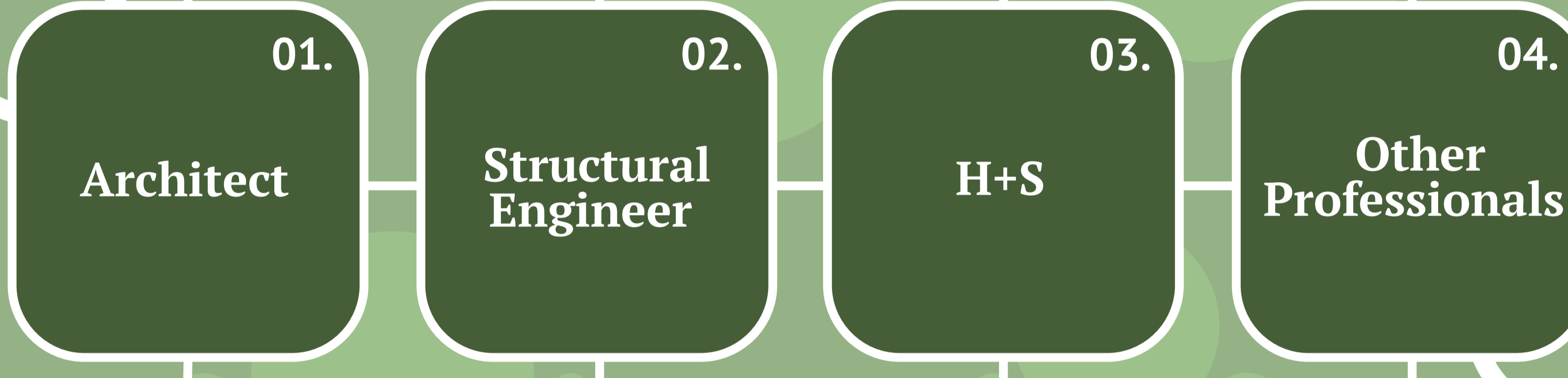
Reduces Project Stress

Access To Our Plant And Machinery

Network Of Connections And Suppliers For All Building Needs

We Can Act As An Interface Between You, Your Professionals, And Construction On Site:

Client



Project Manager

The Key Phases In Our Project Management:

Projects typically unfold in four main stages. The first stage, pre-construction, involves meticulous planning, feasibility studies, and budgeting to lay the groundwork for the project. Following this, site preparation, foundations, utilities, and drains are established, setting the physical foundation for construction. The third stage, construction of the superstructure, sees the actual building rise from the ground, encompassing the erection of frames, walls, floors, and exterior finishes. Finally, the fit-out and finishing stage entails the interior completion of the structure, including the installation of fixtures, fittings, and landscaping. Together, these stages guide the project from conception to a fully realised and finished home.

01. Pre Construction

02. Site Preparation, Foundations, Utilities And Drains

03. Construction Of Superstructure


04. Fit Out And Finishing



Pre Construction



Site Preparation, Foundations, Utilities And Drains



Construction Of Superstructure



Fit Out And Finishing



Day to day Project Management means we can deal with or support all aspects of your build on your behalf!

Professionals

Joiners

Tiling

Ground Works

Roofing + Cladding

Decorating

Access + Landscaping

Insulation

Finishing

Building Control

Floor Build Up

Materials

Scaffolding

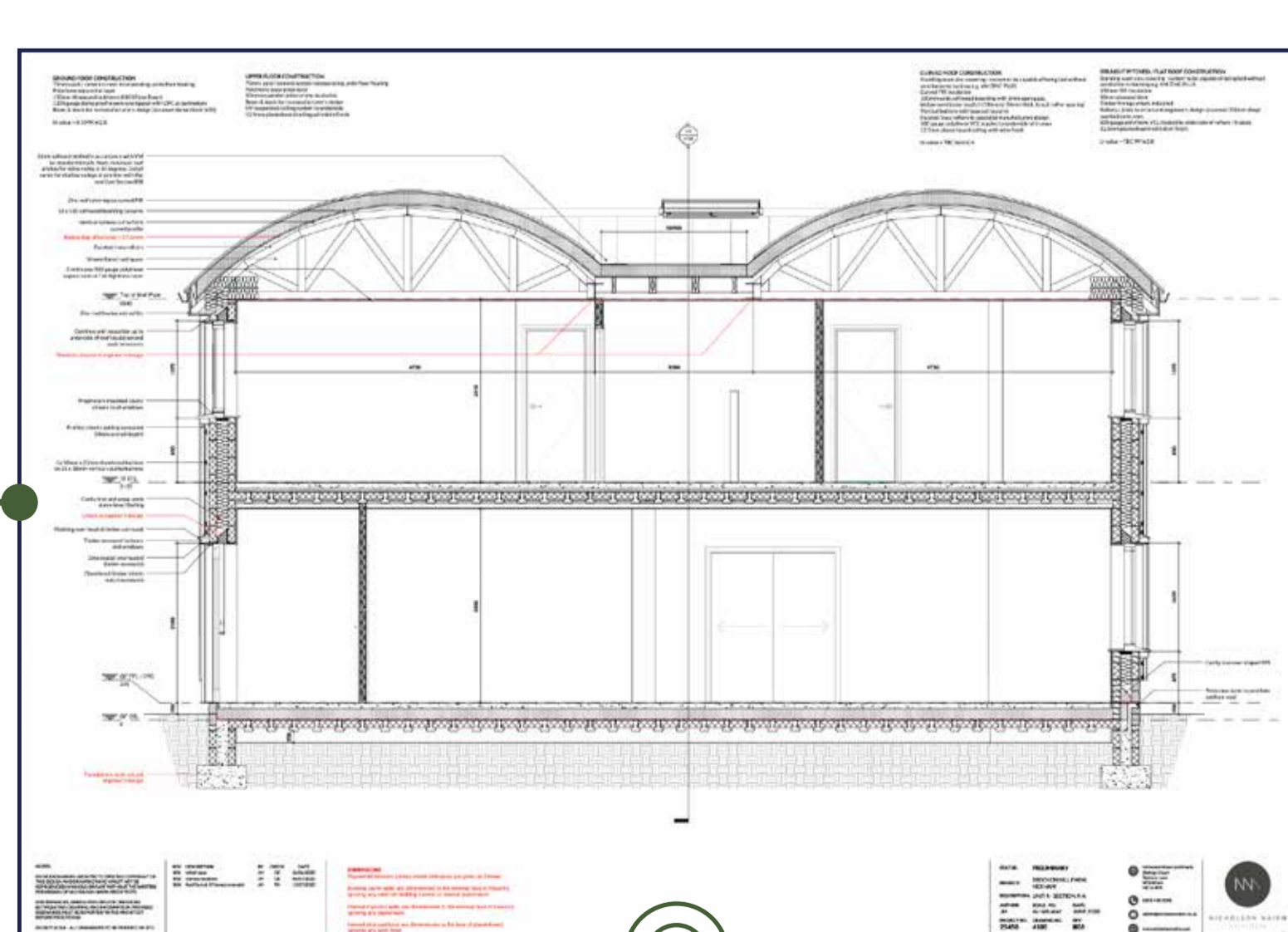
M + E

Superstructure Construction

Budgeting + Admin

Boarding + Plastering

Structural Warranty



At Dockleaf We Look Forward To Supporting Your Self Build Dream!



The Key Phases in Our Project Management:

Projects typically unfold in four main stages. The first stage, pre-construction, involves meticulous planning, feasibility studies, and budgeting to lay the groundwork for the project. Following this, site preparation, foundations, utilities, and drains are established, setting the physical foundation for construction. The third stage, construction of the superstructure, sees the actual building rise from the ground, encompassing the erection of frames, walls, floors, and exterior finishes. Finally, the fit-out and finishing stage entails the interior completion of the structure, including the installation of fixtures, fittings, and landscaping. Together, these stages guide the project from conception to a fully realised and finished home.



01. Pre Construction

02. Site Preparation, Foundations, Utilities And Drains

03. Construction Of Superstructure

04. Fit Out And Finishing



The Key Phases in Our Project Management:

Projects typically unfold in four main stages. The first stage, pre-construction, involves meticulous planning, feasibility studies, and budgeting to lay the groundwork for the project. Following this, site preparation, foundations, utilities, and drains are established, setting the physical foundation for construction. The third stage, construction of the superstructure, sees the actual building rise from the ground, encompassing the erection of frames, walls, floors, and exterior finishes. Finally, the fit-out and finishing stage entails the interior completion of the structure, including the installation of fixtures, fittings, and landscaping. Together, these stages guide the project from conception to a fully realised and finished home.



01. Pre Construction

02. Site Preparation, Foundations, Utilities And Drains

03. Construction Of Superstructure

04. Fit Out And Finishing